

Scaled data based on original data using  
LM-79-08 Approved Method: Electrical and Photometric Measurements of Solid-  
State Lighting Products

Test Report Prepared for  
Cooper Lighting Solutions  
(formerly Eaton)

Brand: McGRAW-EDISON

Report Number: P200468

Luminaire Tested: **GPC-AF-02-LED-E1-SL4-7060-600**

Issue Date: 3/3/2020

**Test Information**

Test Method: LM-79-08  
Report Number: P200468  
TEST IS SCALED FROM IESNA LM-79-08 TEST DATA (P24294)  
Test Lab: INNOVATION CENTER P2  
Issue Date: 3/3/2020  
Manufacturer: COOPER LIGHTING SOLUTIONS (FORMERLY EATON)  
Product Line: MCGRAW-EDISON  
Catalog Number: GPC-AF-02-LED-E1-SL4-7060-600  
Description: GALLEON PEDESTRIAN LUMINAIRE  
(2) 70 CRI, 5700K, 615mA LIGHTSQUARES WITH 16 LEDS EACH AND TYPE IV SPILL  
LIGHT ELIMINATOR OPTICS  
Light Source: -  
Ballast/Driver: ELECTRONIC DRIVER

**Summary**

Lumens per Lamp: N/A  
Luminaire Lumens: 7776 lumens  
Efficiency: N/A  
Efficacy: 117.8 lumens/watt  
Luminous Opening: Rectangular (W 1' x L: 0.5' x H: 0')  
IES Classification: Type IV - Short - Semi-Cutoff  
BUG Rating: B1 - U0 - G2

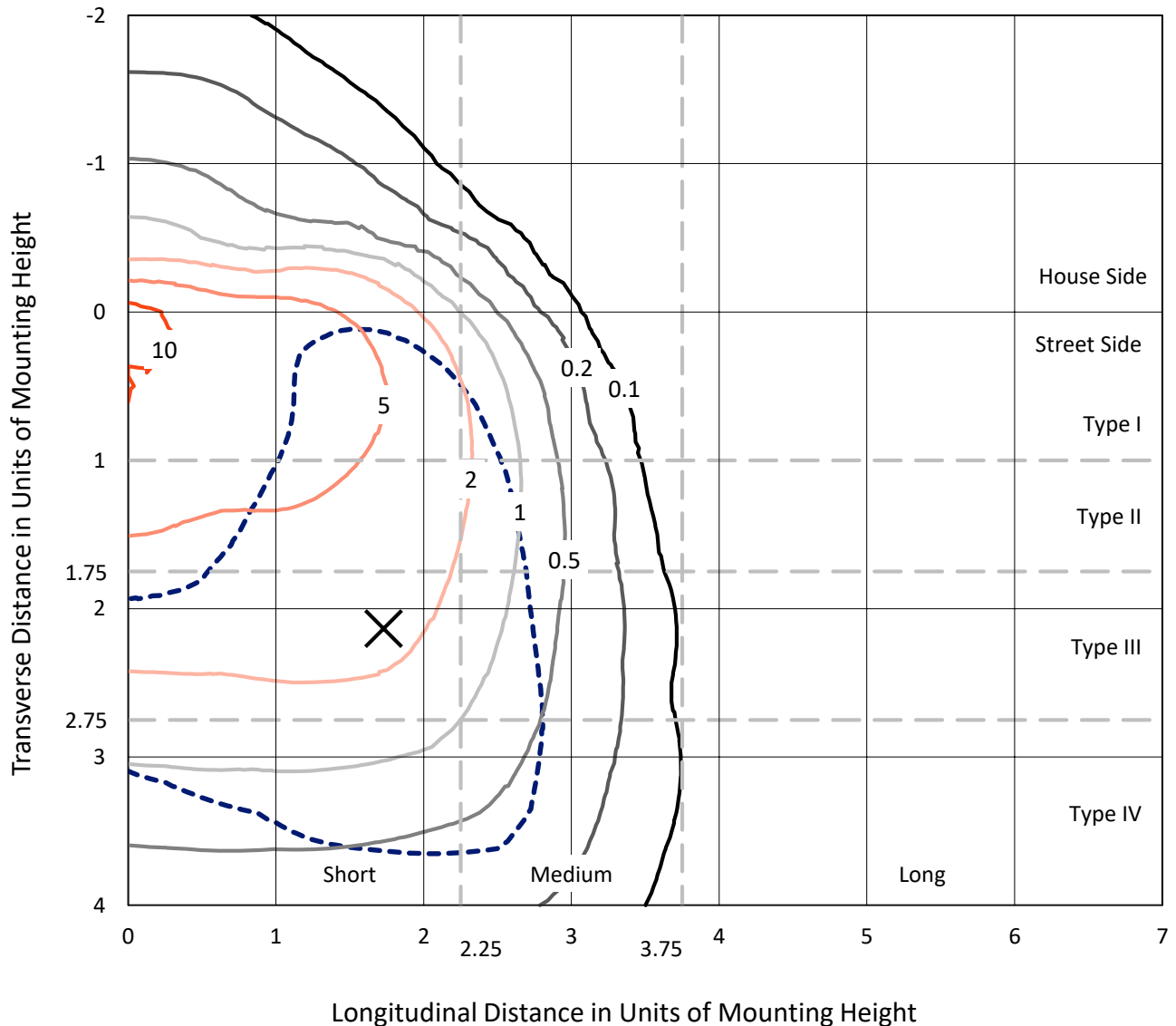
Input Watts (W): 66  
Input Voltage (V): NR  
Input Current (Ain): NR  
Voltage Rise (V): NR  
Power Factor: NR  
Total Harmonic Distortion (THDi): NR  
Frequency (hertz): 60  
Stabilization Time: NR  
Operation Time: NR  
Ambient Temperature (°C): NR  
Test Distance: 25 FT



REPORT NUMBER: P200468  
 CATALOG NUMBER: GPC-AF-02-LED-E1-SL4-7060-600

### Iso-Footcandle Lines of Horizontal Illumination

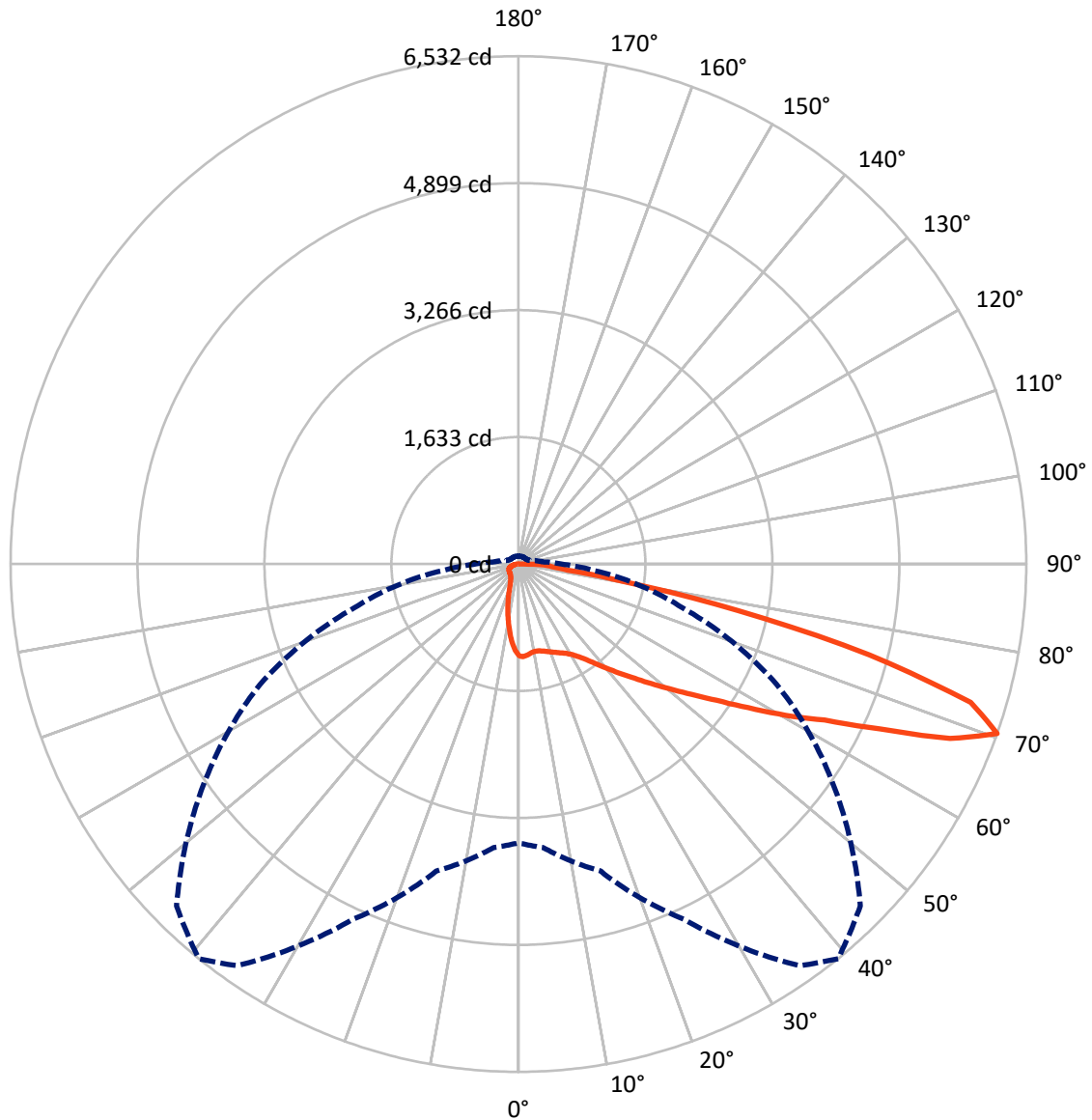
✕ Max cd  
 - - - 1/2 Max cd



Based on 10 foot mounting height. Maximum calculated value = 11.8 fc  
 Type IV - Short - Semi-Cutoff

REPORT NUMBER: P200468  
CATALOG NUMBER: GPC-AF-02-LED-E1-SL4-7060-600

### Luminous Intensity Polar Plot



— Vertical Plane Through 39-Deg Lateral    - - - Horizontal Cone Through 70-Deg Vertical

REPORT NUMBER: P200468

CATALOG NUMBER: GPC-AF-02-LED-E1-SL4-7060-600

**FLUX DISTRIBUTION:**

		Downward	Upward	Total
<b>House Side</b>	Lumens	884.4	0.0	884.4
	% Fixture	11.4	0.0	11.4
<b>Street Side</b>	Lumens	6891.6	0.0	6891.6
	% Fixture	88.6	0.0	88.6
<b>Total</b>	Lumens	7776.0	0.0	7776.0
	% Fixture	100.0	0.0	100.0

**Coefficient of Utilization**

**ZONAL LUMENS:**

Zone	Lumens	% Fixture
0°-10°	101.3	1.3
10°-20°	253.2	3.3
20°-30°	394.3	5.1
30°-40°	614.2	7.9
40°-50°	1031.2	13.3
50°-60°	1638.2	21.1
60°-70°	2185.1	28.1
70°-80°	1319.6	17.0
80°-90°	238.8	3.1
90°-100°	0.0	0.0
100°-110°	0.0	0.0
110°-120°	0.0	0.0
120°-130°	0.0	0.0
130°-140°	0.0	0.0
140°-150°	0.0	0.0
150°-160°	0.0	0.0
160°-170°	0.0	0.0
170°-180°	0.0	0.0
0°-90°	7776.0	100.0
0°-180°	7776.0	100.0



REPORT NUMBER: P200468

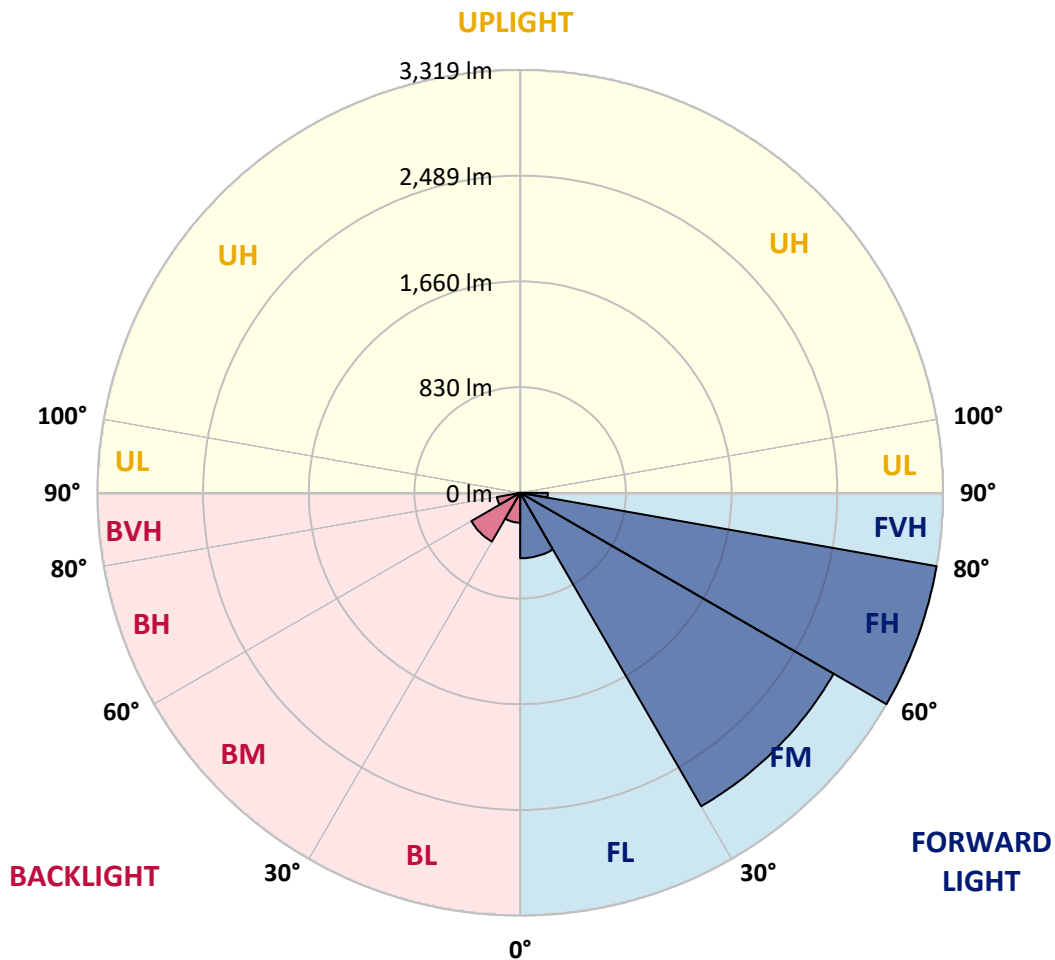
CATALOG NUMBER: GPC-AF-02-LED-E1-SL4-7060-600

**LUMINAIRE CLASSIFICATION SYSTEM LUMEN TABLE AND BUG RATING:**

Zone		Lumens	% Fixture	Zone Rating/Lumen Limit		
				B	U	G
FL	(0°-30°)	514.2	6.6			
FM	(30°-60°)	2841.1	36.5			
FH	(60°-80°)	3319.0	42.7			G2/5000
FVH	(80°-90°)	217.3	2.8			G2/225
BL	(0°-30°)	234.6	3.0	B1/500		
BM	(30°-60°)	442.6	5.7	B1/1000		
BH	(60°-80°)	185.7	2.4	B1/500		G1/500
BVH	(80°-90°)	21.5	0.3			G1/100
UL	(90°-100°)	0.0	0.0		U0/0	
UH	(100°-180°)	0.0	0.0		U0/0	

**BUG Rating: B1-U0-G2**

Type IV Short





REPORT NUMBER: P200468

CATALOG NUMBER: GPC-AF-02-LED-E1-SL4-7060-600

**CANDELA DISTRIBUTION (FULL):**

	0°	5°	15°	25°	35°	39°	45°	55°	65°	75°	85°
0°	1180.5	1180.5	1180.5	1180.5	1180.5	1180.5	1180.5	1180.5	1180.5	1180.5	1180.5
2.5°	1203.4	1203.1	1199.9	1197.5	1195.5	1194.7	1196.3	1190.4	1185.3	1178.9	1172.2
5°	1194.4	1194.0	1188.8	1184.1	1179.3	1177.7	1177.4	1166.7	1160.4	1150.9	1138.2
7.5°	1184.5	1182.5	1175.8	1167.9	1159.6	1155.6	1151.7	1137.8	1130.7	1121.2	1106.6
10°	1174.2	1171.8	1165.5	1157.6	1149.7	1143.7	1137.0	1123.6	1116.1	1109.0	1092.0
12.5°	1163.5	1161.5	1160.0	1156.4	1150.9	1145.7	1140.6	1129.1	1121.2	1112.9	1093.1
15°	1161.9	1161.1	1164.7	1167.1	1163.9	1160.7	1155.2	1145.3	1137.0	1128.7	1103.0
17.5°	1174.6	1174.2	1183.3	1189.6	1188.0	1182.5	1175.0	1163.9	1157.2	1150.1	1118.1
20°	1202.3	1204.2	1215.3	1223.6	1215.7	1207.8	1195.5	1180.1	1176.6	1173.4	1133.5
22.5°	1254.4	1256.4	1264.3	1267.5	1246.9	1235.5	1218.5	1198.7	1196.3	1198.7	1152.1
25°	1335.9	1333.9	1332.7	1320.9	1283.3	1265.5	1243.8	1223.2	1224.4	1235.1	1178.1
27.5°	1443.8	1433.1	1416.5	1381.0	1321.3	1301.5	1275.0	1256.0	1263.5	1284.1	1217.3
30°	1555.7	1543.8	1505.5	1447.4	1371.1	1349.3	1319.7	1298.3	1318.1	1350.5	1269.5
32.5°	1659.3	1657.7	1601.6	1526.8	1439.9	1420.9	1391.2	1367.1	1399.1	1448.6	1347.8
35°	1772.4	1775.9	1708.7	1619.0	1532.8	1513.0	1491.7	1473.5	1516.2	1584.2	1461.2
37.5°	1893.3	1900.5	1821.0	1719.8	1638.7	1630.4	1617.8	1609.9	1675.9	1770.0	1619.8
40°	2055.0	2047.9	1937.6	1833.6	1768.8	1768.4	1764.5	1773.9	1883.8	2012.7	1823.4
42.5°	2228.2	2207.2	2061.4	1955.8	1911.5	1925.0	1932.9	1971.6	2134.1	2307.7	2071.6
45°	2414.8	2367.8	2189.8	2085.1	2070.1	2098.5	2125.4	2209.6	2428.6	2643.3	2343.6
47.5°	2563.8	2518.4	2322.7	2220.7	2253.5	2296.6	2348.4	2481.6	2758.4	2990.0	2612.1
50°	2681.3	2651.6	2456.7	2378.8	2455.5	2521.9	2606.5	2789.6	3101.5	3327.7	2860.8
52.5°	2795.1	2773.0	2591.9	2540.9	2692.7	2784.5	2899.5	3120.1	3453.4	3659.8	3069.9
55°	2897.9	2882.1	2737.4	2742.9	2971.9	3091.2	3235.9	3496.5	3836.9	3955.9	3247.0
57.5°	3013.8	2993.6	2903.5	2996.4	3330.4	3485.4	3673.6	3919.5	4196.6	4219.2	3381.8
60°	3130.4	3113.0	3087.7	3288.9	3785.9	3948.8	4127.1	4329.5	4561.6	4423.6	3373.9
62.5°	3231.6	3233.6	3278.2	3596.1	4231.8	4420.4	4637.9	4837.9	4891.7	4459.2	3124.5
65°	3403.2	3434.4	3567.6	4031.0	4859.7	5111.9	5378.7	5346.7	4983.0	4126.7	2589.5
67.5°	3607.2	3662.1	3932.2	4610.6	5653.1	5988.0	6091.2	5461.8	4617.3	3354.6	1845.9
70°	3586.6	3662.1	4089.5	5042.7	6307.0	6531.6	6218.5	4943.1	3666.5	2191.4	980.5
72.5°	3184.9	3292.9	3768.9	4844.6	6101.1	6081.3	5398.5	3685.1	2178.4	880.1	383.1
75°	2427.5	2536.6	2946.2	3827.4	4822.1	4656.0	3830.6	2035.7	826.7	349.5	241.6
77.5°	1396.4	1481.0	1797.3	2347.2	3059.2	2888.8	2132.1	905.4	402.5	243.5	188.6
80°	779.6	826.7	1018.8	1190.8	1499.2	1374.2	954.0	562.6	300.5	176.7	145.5
82.5°	616.4	658.3	823.9	751.2	684.7	631.8	548.0	500.9	240.0	111.5	87.0
85°	538.5	578.4	697.4	591.4	467.7	429.0	445.2	493.0	186.6	67.2	74.3
87.5°	498.9	552.3	621.5	455.8	364.1	322.6	410.8	540.4	60.1	41.9	30.0
90°	0.0	0.0	0.0	0.0	0.0	0.0	0.0	0.0	0.0	0.0	0.0



REPORT NUMBER: P200468

CATALOG NUMBER: GPC-AF-02-LED-E1-SL4-7060-600

**CANDELA DISTRIBUTION (continued):**

	90°	95°	105°	115°	125°	135°	145°	155°	165°	175°	180°
0°	1180.5	1180.5	1180.5	1180.5	1180.5	1180.5	1180.5	1180.5	1180.5	1180.5	1180.5
2.5°	1166.3	1160.0	1149.7	1140.6	1126.4	1118.8	1110.5	1104.6	1099.9	1095.9	1102.2
5°	1130.3	1118.4	1096.7	1073.4	1045.7	1024.0	1005.8	988.8	976.9	969.0	974.5
7.5°	1096.3	1076.9	1042.9	1000.6	953.2	912.9	879.7	850.4	830.2	817.2	822.3
10°	1076.9	1052.8	1000.2	933.8	863.8	801.0	748.8	703.7	672.5	654.7	657.5
12.5°	1072.2	1041.0	968.2	876.9	781.2	693.8	620.3	557.8	514.0	491.0	491.8
15°	1075.7	1035.8	938.2	822.3	701.4	591.0	499.3	423.4	372.4	346.3	345.9
17.5°	1081.7	1031.9	906.5	763.4	620.3	492.2	389.8	315.5	270.4	249.5	247.9
20°	1088.0	1025.5	871.0	699.8	536.1	400.5	305.2	247.1	218.6	207.2	206.4
22.5°	1097.1	1020.0	834.2	632.6	453.5	326.2	251.0	211.9	196.9	191.0	190.2
25°	1111.7	1017.2	795.1	562.6	379.1	272.8	218.6	194.5	185.8	181.9	181.5
27.5°	1136.2	1021.2	758.3	494.6	318.7	236.8	200.4	185.8	179.5	175.9	175.5
30°	1167.9	1033.4	719.5	430.1	271.6	212.3	189.4	179.9	174.7	171.2	171.2
32.5°	1220.4	1054.0	678.8	374.4	238.0	195.3	181.1	174.7	170.4	167.6	167.2
35°	1297.9	1092.7	640.9	328.1	213.9	183.0	174.0	169.2	166.0	164.5	164.5
37.5°	1410.6	1154.0	607.3	294.9	199.3	174.7	167.2	163.7	161.7	161.7	161.7
40°	1562.0	1238.6	580.0	272.8	191.0	168.8	162.1	159.3	158.1	158.5	158.5
42.5°	1749.0	1348.5	561.8	257.4	187.0	165.3	158.5	156.2	155.0	154.6	155.0
45°	1962.1	1473.5	559.8	245.9	183.0	162.9	156.2	153.8	151.4	149.8	149.8
47.5°	2169.3	1600.4	576.0	242.0	178.7	160.1	154.2	151.8	148.3	144.7	144.7
50°	2352.3	1708.3	597.8	243.5	177.1	156.2	151.0	149.8	144.3	140.3	140.0
52.5°	2497.8	1791.3	615.6	248.3	178.7	153.4	147.1	147.5	141.5	137.2	136.8
55°	2614.5	1845.9	610.8	253.0	182.3	151.8	143.5	144.3	139.6	135.2	135.2
57.5°	2665.5	1825.7	558.2	249.1	185.0	152.2	140.7	143.9	140.0	136.0	136.0
60°	2555.9	1646.6	459.8	231.7	181.5	151.0	139.6	145.5	145.1	141.1	140.7
62.5°	2224.6	1326.0	356.6	206.0	169.2	145.1	136.4	145.1	149.4	148.3	147.9
65°	1714.6	944.5	272.4	178.3	152.6	135.2	128.1	136.0	141.9	143.5	143.1
67.5°	1112.9	578.8	209.9	152.2	134.0	123.7	117.4	121.0	122.2	122.2	121.4
70°	547.2	311.5	167.2	128.1	115.0	111.5	107.9	106.0	104.0	102.4	102.4
72.5°	270.0	203.6	137.6	108.3	99.2	97.7	96.9	94.5	92.9	90.9	90.1
75°	199.7	165.7	117.0	91.3	85.4	83.8	85.4	83.4	83.0	81.4	80.7
77.5°	164.1	141.1	100.8	78.3	73.1	70.4	72.7	73.1	73.5	71.2	70.4
80°	133.2	119.4	84.2	64.8	60.1	58.1	59.7	62.9	63.7	60.1	58.5
82.5°	96.1	97.7	68.0	50.6	46.7	45.1	48.2	52.2	53.0	47.8	46.7
85°	80.7	81.4	52.2	36.0	32.0	29.7	34.8	38.7	41.5	36.4	35.2
87.5°	33.6	47.8	30.0	20.2	17.8	15.4	18.6	20.6	24.9	22.9	22.5
90°	0.0	0.0	0.0	0.0	0.0	0.0	0.0	0.0	0.0	0.0	0.0

(END OF REPORT)